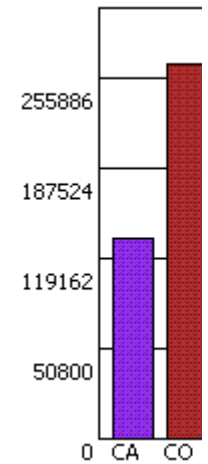
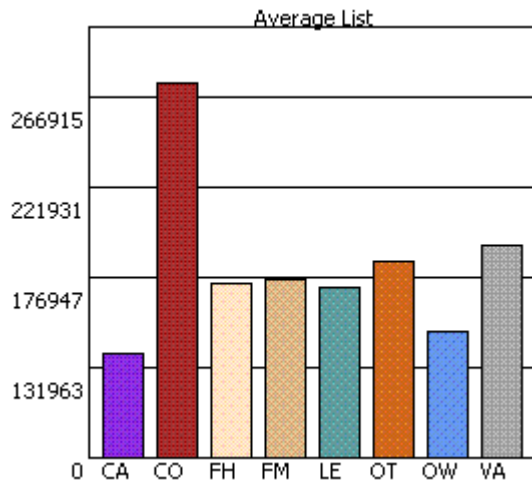
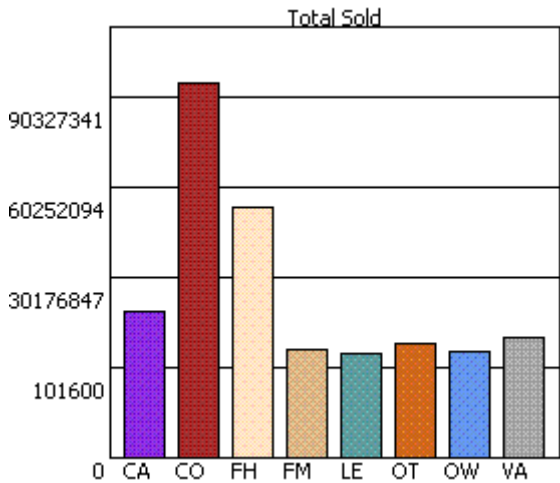


Sold Terms and Market Statistics

Criteria: Status: S, Category: RESIDENTIAL
Statistics for Entire MIs from 9/1/2009 to 12/1/2009

Category:1
Property Type:DSF
Counties:EBR

| Sold Terms | Total | Total List \$ | Total Sold \$ | Avg List \$ | Avg Sold \$ | Med Sold \$ | Avg DOM | Avg |
|------------------------|-------|---------------|---------------|-------------|-------------|-------------|---------|-----|
| CASH | 112 | \$14,779,849 | \$13,915,537 | \$131,962 | \$124,245 | \$73,793 | 70 | |
| CONVENTIONAL | 353 | \$94,220,733 | \$90,327,340 | \$266,914 | \$255,884 | \$221,000 | 96 | |
| FHA | 299 | \$50,040,041 | \$49,154,324 | \$167,358 | \$164,395 | \$155,500 | 70 | |
| FMHA | 9 | \$1,517,000 | \$1,493,700 | \$168,555 | \$165,966 | \$157,300 | 64 | |
| LEASE_PURCH | 2 | \$329,500 | \$101,600 | \$164,750 | \$50,800 | \$50,800 | 29 | |
| OTHER | 19 | \$3,381,500 | \$3,328,700 | \$177,973 | \$175,194 | \$150,000 | 64 | |
| OWNER FINANCING | 5 | \$713,700 | \$684,400 | \$142,740 | \$136,880 | \$125,000 | 131 | |
| VA | 31 | \$5,776,400 | \$5,729,300 | \$186,335 | \$184,816 | \$159,900 | 98 | |
| TOTALS | 830 | \$170,758,723 | \$164,734,901 | \$205,733 | \$198,475 | \$170,750 | 82 | |



--Information on this report is not guaranteed. There is no express or implied warranty by MLS of the accuracy of information independently verified.--

Copyright: 2009 by the Greater Baton Rouge Association of REALTORS® Multiple Listing Service
 Prepared by Houk, Timothy of KELLER WILLIAMS REALTY REDSTICK PARTNERS on Thursday, December 03, 2009 9:01 AM